

The background features abstract, overlapping geometric shapes in various shades of green, ranging from light lime to dark forest green. The shapes are primarily triangles and polygons, creating a dynamic, layered effect. The central area is white, providing a clear space for the text.

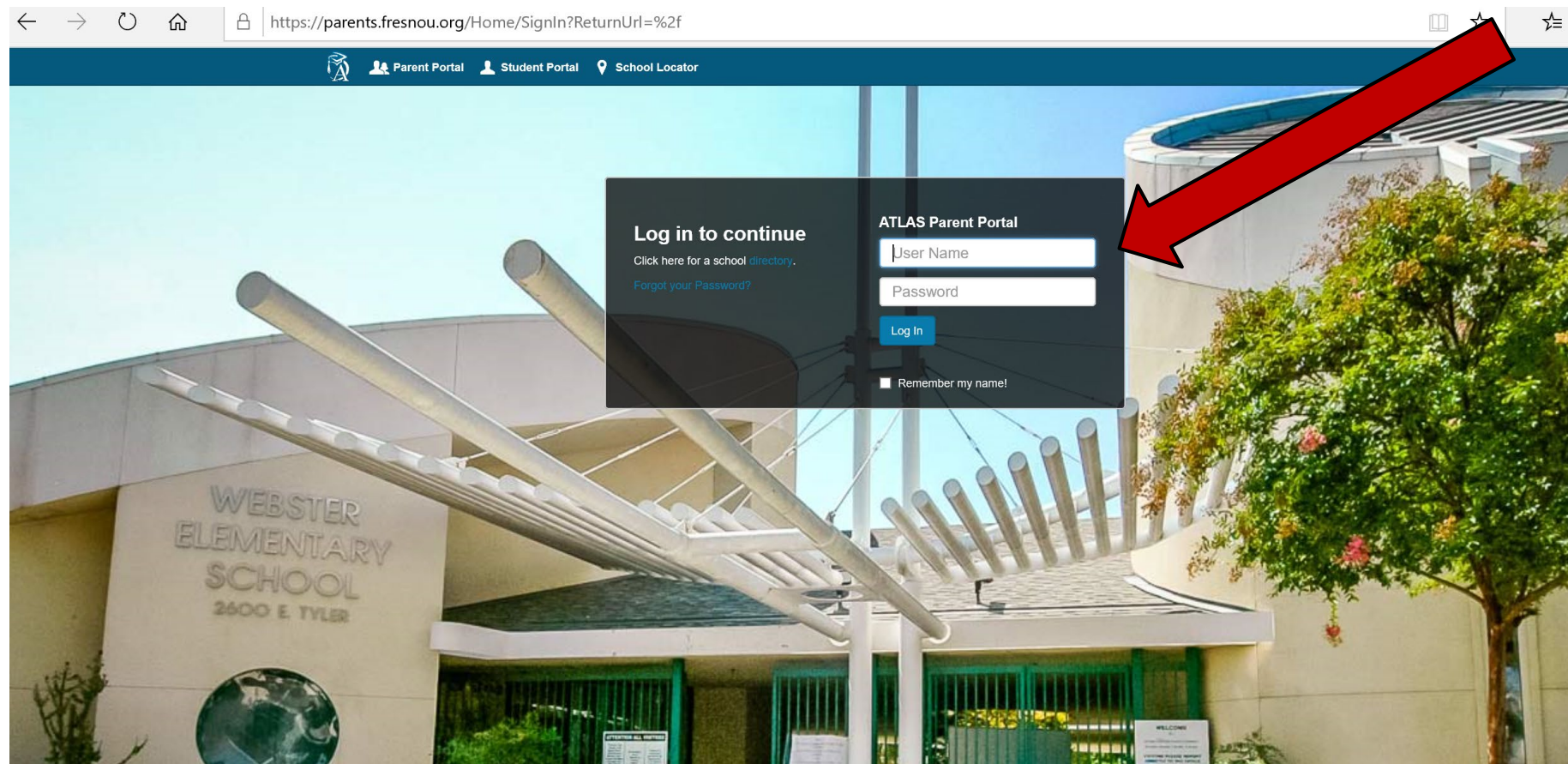
# Steps to receive your student's tablet

# Create a personal account on the district's ATLAS Parent Portal.

- ▶ Visit the district's website at [Fresnounified.org](https://www.fresnounified.org)
- ▶ Click on the Atlas Parent Portal icon

The screenshot shows the website <https://www.fresnounified.org/>. The header includes the district name, a search bar, a login button, and an alert for 'Schools Closed 3/16 - 4/13'. A large banner reads 'SCHOOL CLOSED UPDATE: WEEK 2' with a sub-headline 'COVID-19: School Closures Update'. A video player shows 'Supt. Nelson's Message March 23, 2020'. A red arrow points to the 'ATLAS PARENT PORTAL' icon in the bottom right of the main content area. Below the main content, there is a 'CALENDAR' section with dates from April to May, a '60 Second News' section with links to 'Board Meeting Agenda', 'Staff Portal', and 'District Data', and a 'LOCAL CONTROL & ACCOUNTABILITY PLAN 2017-20' logo. At the bottom, there are images for 'Exercise Your Brain!' and a photo of students.

Log on to the Atlas Parent Portal; your login information will be located on your student's report card



Click the “eLearning Companion Device” tab.

Summary

Summary


Assessments

Attendance

eLearning Companion Device

Grades

Scheduling



Click “This is me” button by your name (if you do not see your name, please contact your school site).


**Mailing Address**

 4941 \* \*\*\*\*\* \*\*\* \*\* 207  
Fresno CA 93727-8267

**Mobile Phone:** +1 (\*\*\*) \*\*\*-\*\*08  
No email address on record

**Mother**

P  E1  A



**This is me**

# Choose your verification method and click “Get verification code”.

You're listed as the primary guardian which will allow you to update some information. For this reason we need to verify your identity before we can proceed. Atlas will send a verification code to you at the following phone number. Standard rates apply.

**Mobile Phone: +1 (\*\*\*) \*\*\*-\*\*-08**

Cancel

Get Verification Code



If you are the primary guardian type in the verification code and click continue.

## Verification

We just sent you a text message with a verification code to \*\*\*\*\*08. Enter that code below to verify your identity.

Enter the verification code:



Didn't receive a text message? [Try again](#)

Cancel

Continue

Enter your personal email address and choose an account password. Click “Create account”.

The email address and password you provide here will be what you use to login to the Atlas Parent Portal.

Email Address

Password

Confirm Password

- One lowercase character
- One uppercase character
- One number

- More than 7 characters
- **Less than 12 characters**

Back

Create Account



# Check your email and click the link that was sent to you.

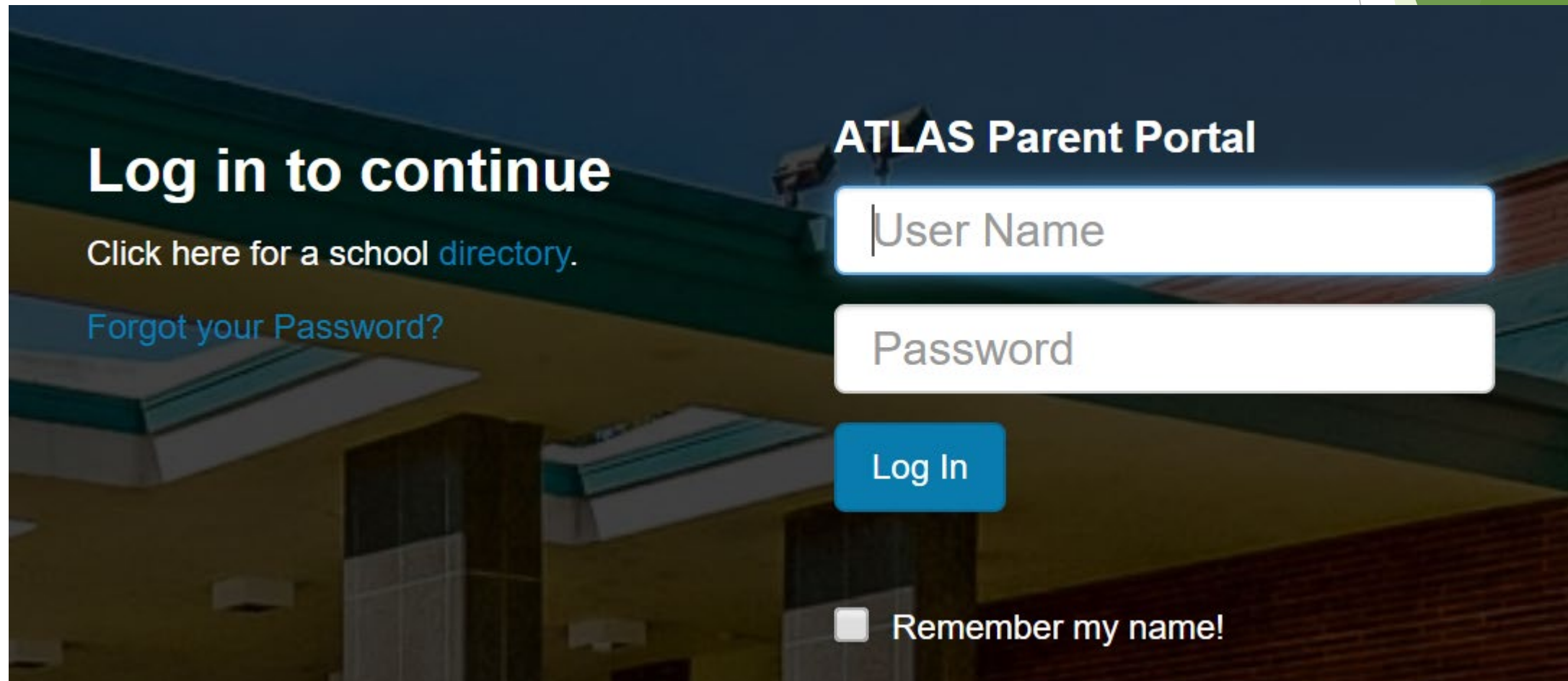
Please verify your email address by clicking the link below to

[Click here to verify your email account](#)

If the link above does not work, copy and paste it into the address bar.

If you did not make this request, or if you no longer wish to verify your account, please contact your administrator.

Login with the NEW LOGIN (email address and password you just created for your personal account.)



**Log in to continue**

Click here for a school [directory](#).

[Forgot your Password?](#)

**ATLAS Parent Portal**


User Name







Password

Log In

Remember my name!

Click the “eLearning Companion Device” button on the left side of the screen. If you are using a mobile device, you will need to click “Summary” first.



-  Summary
-  Assessments
-  Attendance
-  Contacts & Siblings
-  eLearning Companion Device 

Click the circle for “I have read and agree to the terms of the Parent Agreement“ and type your name to sign the agreement.

I have read and agree to the terms of the Parent Agreement

Type name to sign

Signature is Required

Click “Finish”.

